

# DBE Goals and Commitments

## US HWY 41 CORRIDOR EXPANSION PROJECT



Project Id	Project Title	County	Contract Let Date	DBE Goal	Package Goal	Original DBE % Committed	Good Faith Waiver / Discretionary	Final %
				Tech Analysis				
6200-13-71	USH 45 & County T Interchange	W	6/12/2007	15%		2%	GFW	7%
1120-11-77	Razing and Removal	W	6/6/2008	10%		10%		4%
1120-11-78	Razing and Removal	W	8/12/2008	20%		20%		10%
1133-06-73	Stormwater Detention Ponds 2008	B	3/10/2009	14%		54%		44%
1120-11-71	Washburn St & Witzel Ave	W	5/27/2009	7%		27%		24%
1120-11-72	Fountain / Snell Overpass	W	5/27/2009	11%		7%	GFW	9%
1120-11-73	Fernau Ave , Snell Rd & Stillman Dr	W	5/27/2009	12%		10%	GFW	9%
1120-09-73	STH 114 Ramp Improvements	W	6/9/2009	12%		48%		47%
1120-10-76	STH 26 NB & SB Crash Investigation Sites	W	6/9/2009	12%		14%		16%
1120-11-79	Razing and Removal	W	6/9/2009	20%		20%		25%
9202-07-77	Razing and Removal (Phase 1)	B	6/9/2009	20%		30%		26%
1120-09-82	Wetland Mitigation	W	7/14/2009	13%		23%		21%
1120-10-75	STH 44 Interchange Work	W	7/14/2009	12%		12%		15%
1120-11-74	Lake Butte des Morts Dr Overpass, SB Grading	W	7/20/2009	10%		11%		12%
1120-09-75	STH 76 Ramps NB & SB Crash Investigation Sites	W	12/8/2009	13%		6%	GFW	9%
1120-10-71	CTH K Overhead	W	12/8/2009	10%		10%		10%
1120-11-80	Washburn St Sidewalk	W	12/8/2009	19%		71%		73%
1120-11-81	Witzel Ave RAB & Street Lighting	W	12/8/2009	13%		43%		36%
1133-06-76	Shopko Detention Pond	B	3/9/2010	17%		51%		79%
9202-07-78	Razing and Removal (Phase 2)	B	3/9/2010	20%		24%		16%
1120-09-83	Breezewood Interchange & US 45 Breezewood NB Widening	W	5/11/2010	7%		6%	GFW	7%
1133-06-85	Scheuring Road TMP	B	5/11/2010	17%		11%	GFW	9%
1133-03-83	WIS 29 Steel Fabrication	B	6/8/2010	0%		0%	State	0%
1120-11-83	US 45 Interchange	W	6/8/2010	7%		7%		8%
1133-06-72	Scheuring Road (CTH F) Intchg	B	6/8/2010	8%		5%	GFW	5%
1120-09-79	Green Valley Rd & Dixie Rd	W	7/13/2010	11%		3%	GFW	6%
1120-10-72	9th Ave Interchange	W	7/28/2010	12%	11%	11%		13%
1120-10-73	WIS 44 - WIS 21 Mainline			11%				
1120-10-79	WIS 44 - B-70-138 Painting			6%				
9202-07-85	WIS 29 Razing and Removal (Phase 3)	B	8/10/2010	20%		20%		4%
1120-10-78	WIS 26 - B-70-200 Stain	W	8/10/2010	15%	9%	10%		13%
1120-10-80	WIS 26 - WIS 44 Mainline			9%				
1120-09-71	WIS 45 - Breezewood Ln Mainline	W	12/14/2010	7%		11%		14%
1120-09-72	WIS 45 - Breezewood Ln Fencing	W	12/14/2010	16%		16%		15%
1120-10-74	WIS 44 to WIS 21 Fencing	W	12/14/2010	16%		16%		10%
1120-10-81	WIS 26 - WIS 44 Fencing	W	12/14/2010	16%		16%		13%
1120-10-83	9th Ave Intchg Lighting	W	12/14/2010	18%		19%		23%
9202-07-81	WIS 29 Clearing & Grubbing Phase 1	B	2/8/2011	19%		20%		7%
9202-07-86	WIS 29 Razing & Removal Phase 4	B	2/8/2011	20%	0%	22%	Disc	13%
1133-04-88	US 41/WIS 29 Soil Mitigation - Wick Drains	B	3/8/2011	7%		7%		5%
1133-06-78	Scheuring Road Lighting	B	3/8/2011	12%		33%		39%
9202-07-74	Shawano Ave/Taylor St Intersection TMP	B	3/8/2011	7%	10%	15%		12%
9202-07-79	Shawano Ave/Taylor St Intersection			6%				
9202-07-80	Old Shawano Ave Connection			12%				


Project Id	Project Title	County	Contract Let Date	DBE Goal	Package Goal	Original DBE % Committed	Good Faith Waiver / Discretionary	Final %
				Tech Analysis				
9202-08-74	Shawano Ave North, Southview Ct and Viewpt Ct Obliterations	B	3/8/2011	11%		12%		22%
1133-04-75	Lambeau Street	B	4/12/2011	8%		9%		6%
9202-07-72	CTH RK (S Frontage Rd), Noisewalls, SW Pond	B	4/12/2011	9%	9%	9%		7%
9202-07-75	Parkside Court Noisewalls			9%				
9202-08-81	WIS 29/CTH EB South Stormwater Pond			13%				
1133-03-79	Morris Ave - Ninth St TMP	B	5/10/2011	9%	8%	9%		11%
1133-04-83	Ninth St - Larsen Rd TMP			11%				
1133-06-82	Orange Lane - Glory Rd TMP			7%				
1133-09-77	Glory Rd - Morris Ave TMP			8%				
1133-06-70	Hemlock Creek Box Culvert	B	5/10/2011	9%	8%	11%		11%
1133-09-75	Dutchman's Creek Box Culvert			7%				
1133-09-72	Glory Rd Bridge B-05-615	B	5/10/2011	7%		5%	GFW	5%
9202-08-85	CTH RK West	B	5/10/2011	9%	8%	11%		8%
9202-08-86	CTH J Underpass Structures			6%				
1133-03-82	Early Structures/Early Fill	B	6/14/2011	7%	7%	7%		8%
1133-03-84	Beaver Dam Creek Box Culvert @ Van Boxtel			7%				
9202-07-83	Wetland Mitigation Site (Resort Rd)			11%				
1133-06-77	Mid Valley Drive Realignment	B	6/14/2011	9%	10%	11%		11%
1133-06-81	CTH G/Mid Valley Dr Realignment			10%				
9202-08-79	CTH EB/CN RR - Grading & Culverts	B	6/14/2011	12%		15%		9%
1120-11-75	WIS 21 Interchange & LBDM Causeway	W	7/12/2011	8%	8%	6%	GFW	7%
1120-11-84	Weigh in Motion			10%				
1133-03-72	Mason St (WIS 54) Interchange	B	7/12/2011	8%	7%	7%		6%
1133-04-84	Ninth St - Larsen Rd Mainline			5%				
1133-04-78	Orange Ln - Larsen Rd Clearing & Grubbing	B	8/9/2011	16%		19%		22%
9202-07-84	Packerland/Dousman/Shawano Temp Traffic Signals	B	8/9/2011	10%		1%	GFW	2%
1120-11-76	WIS 21 Interchange & LBDM Causeway Fencing	W	12/13/2011	10%		10%		6%
9202-07-73	CTH EB Ramps, US 41 SB Offramp, New Shawano Ave, WIS 29/CTH EB North Stormwater Pond, Shawano Ave Cul-de-sac South	B	12/13/2011	9%	9%	10%		11%
9202-08-75	CTH RK (South Frontage Rd) Park & Ride			10%				
9202-08-84	Duck Creek B-05-650 & 651			7%				
1133-06-71	Orange Ln - Glory Rd Mainline	B	1/10/2012	8%	8%	8%		
1133-06-75	Ashland Ave B-05-119 & 120 Painting			6%				
1133-06-80	Main Ave (CTH G) Intchg			9%				
1133-06-84	Main Ave Intchg Stormwater Pond			11%				
1133-06-86	Main Ave Park & Ride			8%				
1133-06-89	Calaway Stormwater Pond			10%				
1133-03-78	Lombardi Ave (CTH VK) Intchg	B	2/14/2012	9%		8%	GFW	8%
1133-10-84	North Segment Razing/Removal Phase 1	B	2/14/2012	20%		20%		20%
1120-10-85	Poberezny Rd	W	4/10/2012	6%		6%		6%
9202-08-83	Freedom Mitigation Site	B	5/8/2012	14%		30%		28%
1133-06-83	Main Ave Intchg Lighting	B	5/8/2012	15%		34%		37%
9202-08-73	Pamperin Park Access Rd Obliteration, Shawano Ave Elmhurst Ave Connection	B	7/10/2012	11%	0%	2%	Disc	5%
9202-08-88	Shawano Ave Landscaping & Bike/Pedestrian Trail (CTH EB - Dousman St)	B	7/10/2012	16%	0%	1%	Disc	1%
9202-07-88	WIS 29 Fencing			15%				

Project Id	Project Title	County	Contract Let Date	DBE Goal	Package Goal	Original DBE % Committed	Good Faith Waiver / Discretionary	Final %
				Tech Analysis				
1133-10-74	Lakeview Dr. B-05-129	B	7/10/2012	7%	0%	3%	Disc	5%
1133-03-71	Larsen Rd - Memorial Dr Mainline	B	7/24/2012	8%	8%	9%		8%
1133-03-73	WIS 29 Interchange (Packerland Dr to US 41)			7%				
9202-07-71	WIS 29 Mainline (Duck Creek - Packerland Dr/CTH B)			10%				
1133-11-71	B-5-671 Early Steel Fabrication	B	9/11/2012	0%	0%	0%		0%
1133-11-76	B-5-678 Early Steel Fabrication	B	9/11/2012	0%	0%	0%		0%
1133-11-77	B-5-679 Early Steel Fabrication	B	9/11/2012	0%	0%	0%		0%
1133-11-78	B-5-681 Early Steel Fabrication	B	9/11/2012	0%	0%	0%		0%
1133-10-80	Island Ct Cul-de-sac & Lone Grove Cul-de-sac	B	2/12/2013	9%	9%	12%		12%
1133-11-86	Velp Ave Stormwater Pond			11%				
1133-11-75	Beaver Dam Creek Box Culvert & Creek Re-alignment			8%				
1120-10-84	WIS 44 Median Work	W	3/12/2013	15%		16%		9%
1133-03-88	Lombardi Ave/Argonne St Intersection	B	3/12/2013	10%		16%		10%
1120-11-88	US 45 Interchange Landscaping	W	4/9/2013	19%		13%	GFW	7%
1120-11-89	Lake Butte Des Morts Causeway Landscaping & Trail Enhancements	W	4/9/2013	19%		19%		21%
9202-08-78	Pamperin Park Trail Paving & Landscaping	B	4/9/2013	10%		26%		17%
1133-06-87	US 41 Fencing (Orange Ln - Glory Rd)	B	4/9/2013	10%		10%		8%
1133-06-88	Grant St Reconstruction	B	4/9/2013	10%		11%		22%
1133-04-80	Ninth St Reconstruction	B	5/14/2013	12%	11%	14%		17%
9202-08-76	S Memorial Dr Access to Parkside Court			8%				
1133-10-72	Lineville Rd (CTH M) Interchange	B	5/14/2013	9%	9%	10%		
1133-10-78	Lineville Rd Interchange Lighting			15%				
1133-10-81	Duck Creek - Lineville Rd Mainline			8%				
1120-09-76	County Y Overpass - B-70-284	W	6/11/2013	9%	8%	9%		10%
1120-09-77	County GG Overpass - B-70-287			8%				
1120-09-78	CTH G Overpass - B-70-67 Painting			5%				
1120-09-81	CTH G Overpass - B-70-67 Redecking			8%				
1120-10-82	WIS 26 Interchange Landscaping	W	7/9/2013	17%		0%	GFW	0%
1133-03-77	Morris Ave - Ninth St Mainline	B	7/23/2013	7%	8%	8%		
1133-09-71	Glory Rd - Morris Ave Mainline			8%				
1133-09-74	Hansen Rd B-05-611			7%				
1133-09-76	Oneida St (CTH AAA) Interchange			10%				
1133-11-74	IH 43 Early Structures/Early Fill	B	8/13/2013	8%		8%		
9202-08-72	Dousman St Obliteration	B	11/12/2013	10%		10%		15%
9202-08-77	Shawano Ave Landscaping & Bike/Pedestrian Trail (Duck Creek - CTH EB, Dousman St - Taylor St)	B	1/14/2014	13%		39%		
1120-10-70	Salt Storage Facility	W	1/14/2014	0%	0%	0%	Disc	0%
1133-03-70	Salt Storage Facility	B	1/14/2014	0%	0%	4%	Disc	5%
9202-08-80	Elmhurst Ave Extension	B	5/13/2014	12%		12%		
1133-10-71	Memorial Dr - Duck Creek NB/IH 43 Intchg	B	1/13/2015	8%		9%		9%
1133-10-75	Velp Ave (US 141) Interchange	B	3/10/2015	10%	9%	10%		
1133-10-77	Memorial Dr - Duck Creek SB/IH 43 Intchg			9%				
1133-04-73	WIS 29 System Interchange Landscaping	B	3/10/2015	18%		41%		
1133-09-80	WIS 172 Interchange Landscaping	B	2/9/2016	17%		0%	GFW	

## DBE Goals and Commitments WIS 441 Project

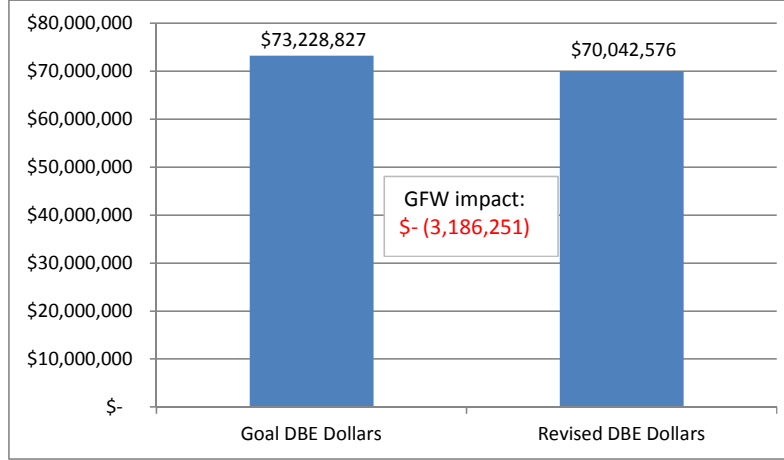


Project Id	Project Title	County	Contract Let Date	DBE Goal	Package Goal	Original DBE % Committed	Good Faith Waiver / Discretionary	Final %
				Tech Analysis				
1517-07-72	US 41 Interchange Grading	W	5/13/14	0%		0%	State	4%
1517-07-82	Rubbert Wetland Mitigation Site Phase 3	W	5/13/14	7%		2%	GFW	5%
1517-07-76	Little Lake Butte des Morts Bridge B-70-403	W	8/12/14	8%		6%	GFW	
1517-75-82	Midway Road TMP	W	2/10/15	15%		4%	GFW	
1517-75-71	Racine Rd Interchange Early Fill	W	3/10/15	8%		4%	GFW	4%
1517-75-78	Appleton Rd (STH 47) Intchg	W	3/10/15	5%	5%	6%		
1517-75-81	Vermillion Street	W	3/10/15	8%				
1517-07-83	Neenah Wetland Mitigation Site	W	7/14/15	9%		0%	GFW	0%
1517-75-75	Racine Rd (CTH P) Intchg	W	7/14/15	10%		8%	GFW	
1517-07-79	US 41 Interchange B-70-400 & US 10 EB Grading/Paving	W	7/14/15	8%		17%		
1517-75-76	Racine Rd (CTH P)	W	4/12/16	10%		4%	GFW	
1517-07-74	I-41 (WIS 441 - CTH II)	W	5/10/16	0%			State	0%
1517-07-77	I-41 Interchange Bridges & LLBDM B-70-61 Redecking	W	7/12/16	8%		6%	GFW	
1517-75-87	Racine Rd (CTH P) Landscaping	W	2/14/17					
1517-07-80	I-41 Interchange Ramps	W	7/11/17					
1517-75-70	Midway Intchg B-70-423	W	7/11/17					
1517-75-84	Salt Storage Facility	W	7/11/17					
1517-75-83	Oneida St Intersections (Valley & Midway)	W	7/11/17					
1517-75-88	B-70-115 & B-70-116	W	7/11/17					
1517-07-78	Tayco St & Noise Walls	W	2/13/18					
1517-75-85	Mainline TMP (Phase 1)	W	3/13/18					
1517-07-71	System Interchange Haul Road Repair	W	7/10/18					
1517-75-72	Midway I/C Mainline	W	7/10/18					
1517-75-77	Midway Rd (CTH AP)	W	7/10/18					
1517-75-80	TMP Projects and Local Haul Road Repair	W	7/10/18					
1517-75-86	Mainline TMP (Phase 2)	W	2/12/19					
1517-75-73	Mainline SB Construction (Midway Rd - East Project Limits)	W	5/14/19					
1517-75-74	Mainline NB Construction (Midway Rd - East Project Limits)	W	5/12/20					
1517-75-79	Oneida St (US 10) Intchg	W	5/12/20					

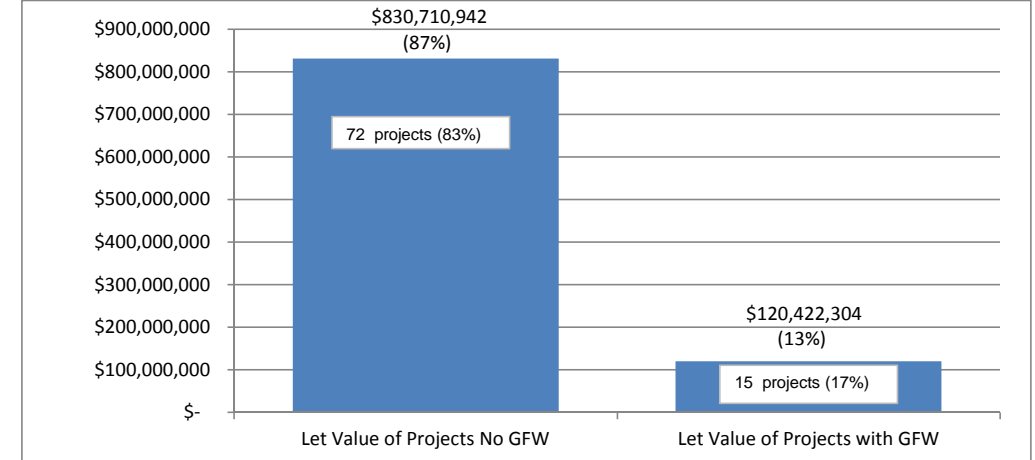


# DBE Construction Statistics June 30, 2016

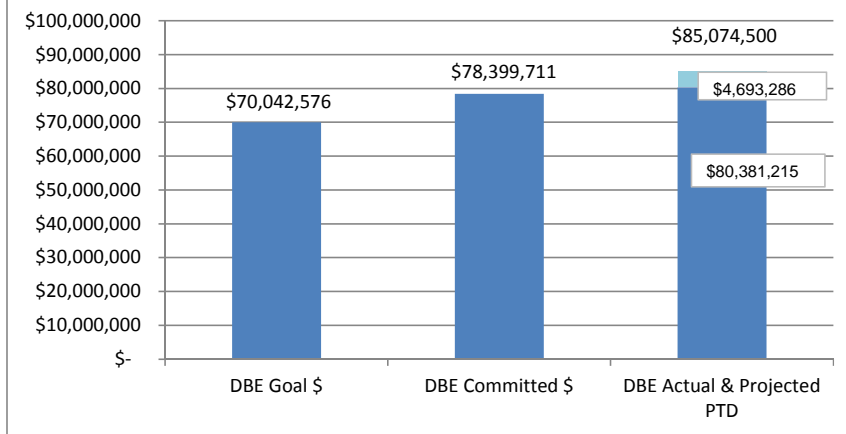
Projects Let to Date - Impact of Good Faith Waiver (GFW) on DBE Goals



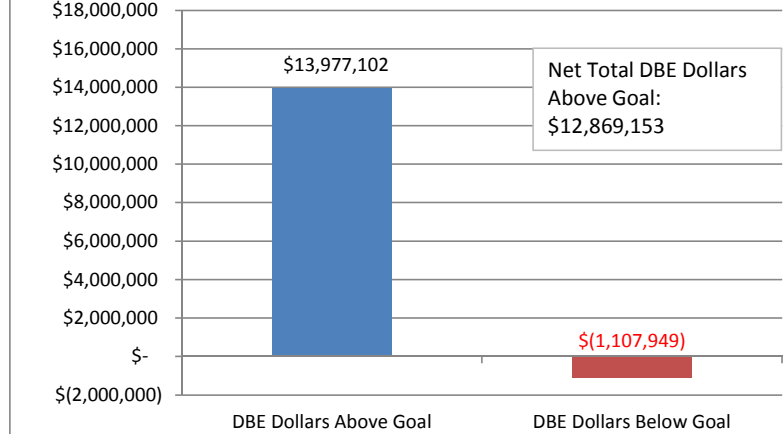
Projects Let to Date with/without Good Faith Waiver (GFW)



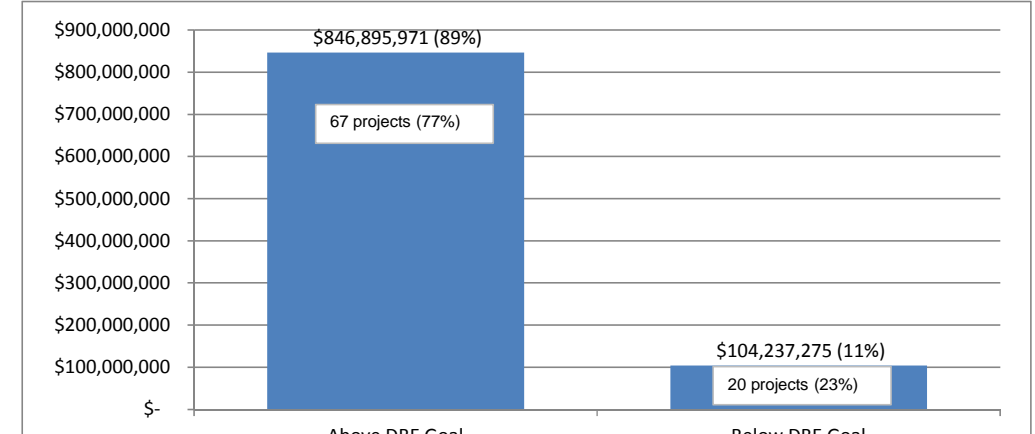
All Construction Projects DBE Dollars (actual & projected)



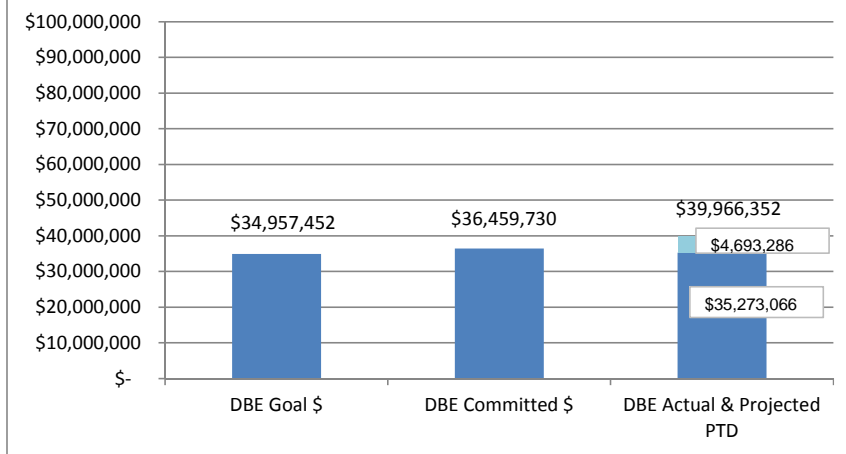
All Construction Projects DBE Dollars Above or Below DBE Goal



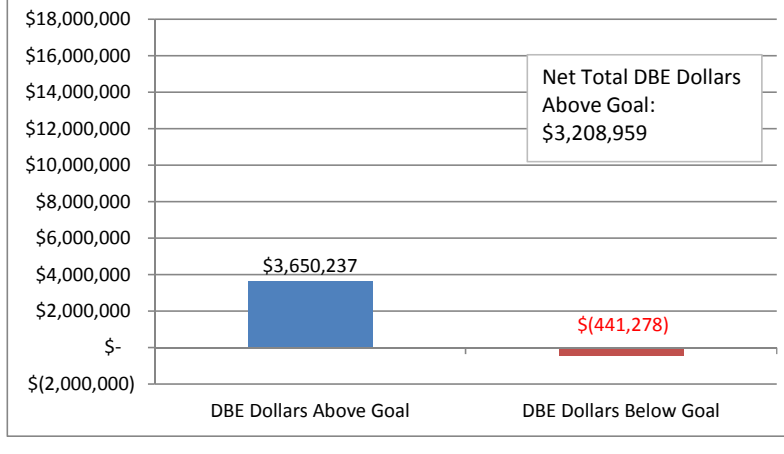
All Construction Projects by Let Dollars and Number of Projects Above/Below DBE Goal



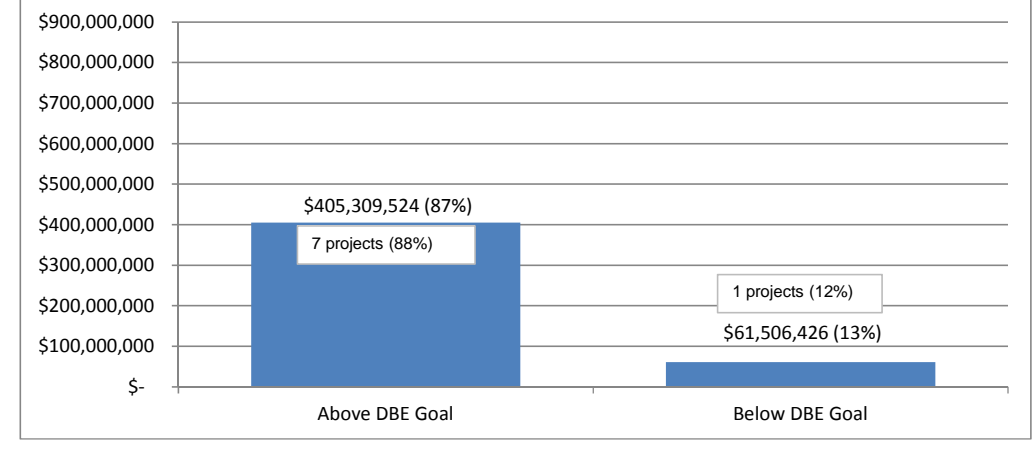
Current Construction Projects DBE Dollars (actual & projected)



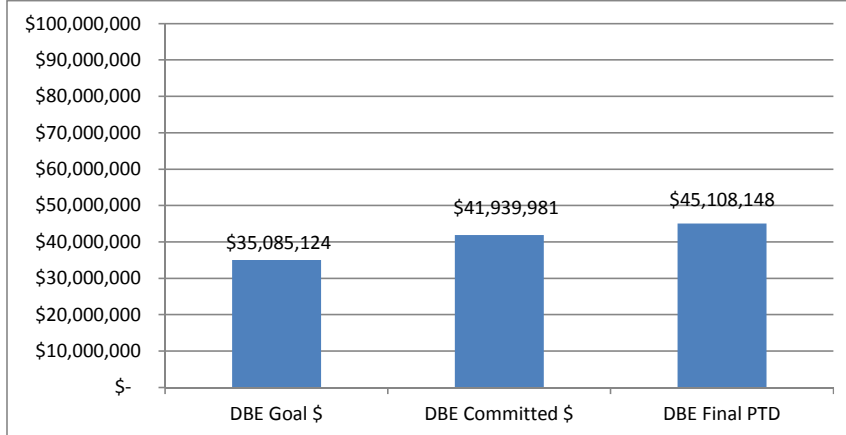
Current Construction Projects DBE Dollars Above or Below DBE Goal



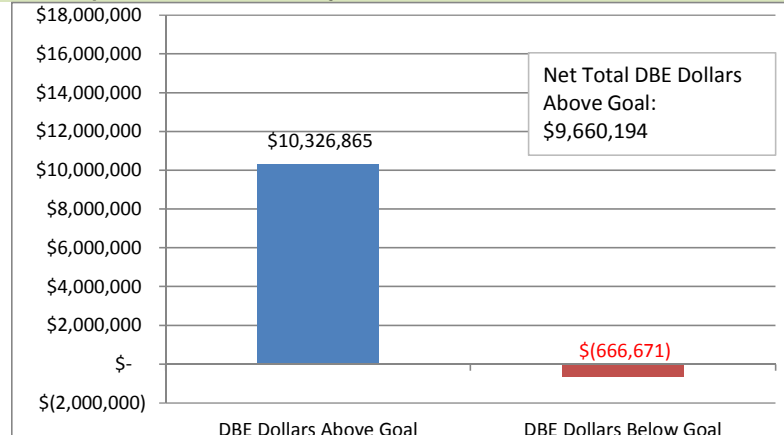
Current Construction Projects by Let Dollars and Number of Projects Above/Below DBE Goal



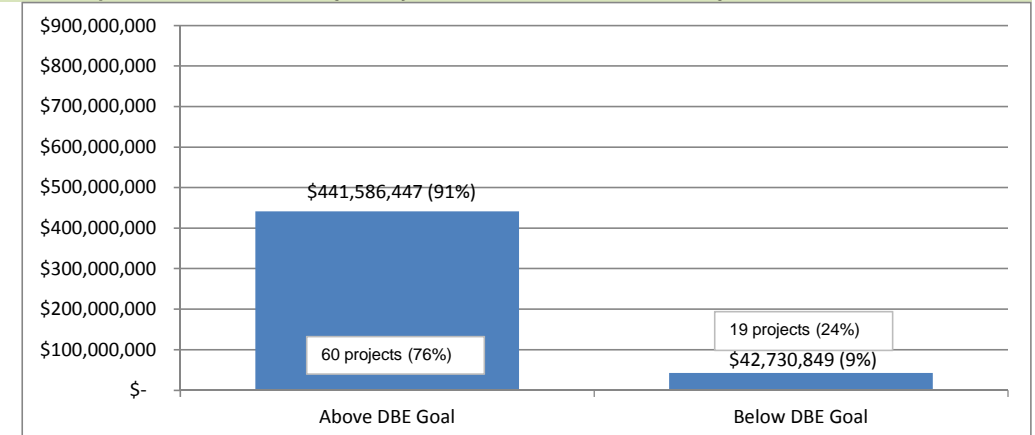
Completed Construction Projects DBE Dollars



Completed Construction Projects DBE Dollars Above or Below DBE Goal



Completed Construction Projects by Let Dollars and Number of Projects Above/Below DBE Goal



**Closed/Below Projects**

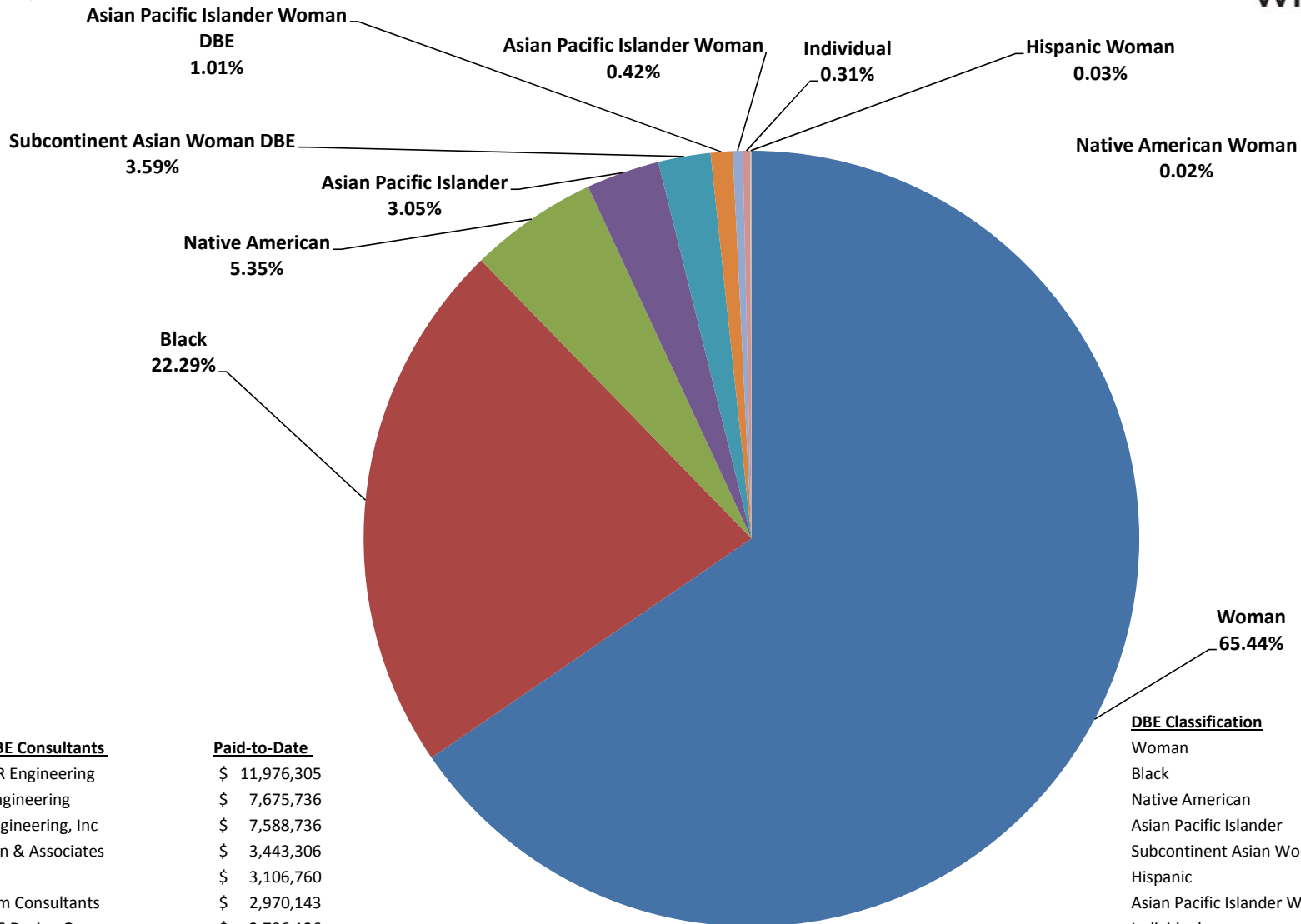
Project ID	Project Title	LET Value	Project % Complete	DBE Goal	Projected/ Final %	Percent Below	Dollars Below	Comment
1120-09-72	WIS 45 - Breezewood Ln Fencing	\$ 441,219	100%	16%	15%	-1%	\$ (4,657)	Contract modifications reduced fencing repairs.
1120-10-74	WIS 44 to WIS 21 Fencing	\$ 284,745	100%	16%	10%	-6%	\$ (15,957)	Arbor Green's items were not needed. Project limits within scope of other corridor contracts - these items were paid under those contracts. Century Fence didn't supply original amount of fence needed.
1120-10-81	WIS 26 - WIS 44 Fencing	\$ 239,280	100%	16%	13%	-3%	\$ (6,893)	Arbor Green's items were not used due to work on this project being done concurrent with mainline 1120-10-78. GAT is a DBE supplier - credit for 60% of the subcontract value of \$59,000 or 60% of what was paid.
1120-10-84	WIS 44 Median Work	\$ 924,722	100%	15%	9%	-6%	\$ (54,703)	DBE landscaping firm was used less than original commitment.
1120-11-73	Fernau Ave , Snell Rd & Stillman Dr	\$ 3,221,080	100%	10%	9%	-1%	\$ (42,508)	Pendleton decreased amount due to changes in quantities.
1120-11-76	WIS 21 Interchange & LBDM Causeway Fencing	\$ 149,104	100%	10%	6%	-4%	\$ (6,737)	Contract modifications reduced chain link fence & extension.
1120-11-77	Razing and Removal	\$ 552,853	100%	10%	4%	-6%	\$ (32,122)	DBE trucking firm was used less than original commitment.
1120-11-78	Razing and Removal	\$ 277,291	100%	20%	10%	-10%	\$ (33,335)	DBE trucking firm was used less than original commitment.
1120-11-88	US 45 Interchange Landscaping	\$ 274,229	100%	13%	7%	-6%	\$ (11,885)	DBE traffic control firm was used less than original commitment.
1133-03-72, 1133-04-84	Mason St (WIS 54) Interchange/Ninth St - Larsen Rd Mainline	\$ 29,540,517	100%	7%	6%	-1%	\$ (247,341)	DBE traffic control and landscaping firms were used less than original commitment.
1133-04-75	Lambeau Street	\$ 451,154	100%	8%	6%	-2%	\$ (11,656)	DBE trucking and landscaping firms did not haul waste material and used less sewer than original commitments.
1133-04-88	US 41/WIS 29 Soil Mitigation - Wick Drains	\$ 1,398,941	100%	7%	5%	-2%	\$ (27,630)	DBE trucking firm did not haul or remove signs as listed on modifications.
1133-06-85	Scheuring Road TMP	\$ 95,529	100%	11%	9%	-2%	\$ (2,239)	Warning lights not used for project, qty over estimated, signs not needed at CTH S, stop bars were not needed at CTH G & undistributed qty not needed.
1133-06-87	US 41 Fencing (Orange Ln - Glory Rd)	\$ 191,353	100%	10%	7%	-3%	\$ (4,509)	No value change with contract modifications.
9202-07-72, 9202-07-75, 9202-08-81	CTH RK (S Frontage Rd), Parkside Court Noisewalls and WIS 29/CTH EB South Stormwater Pond	\$ 3,613,191	100%	9%	7%	-2%	\$ (81,604)	DBE trucking firms have not been paid relative to original commitment.
9202-07-78	Razing and Removal (Phase 2)	\$ 125,298	100%	20%	16%	-4%	\$ (10,476)	A parcel was added nearly doubling the project, DBE percentage went down as a result.
9202-07-81	WIS 29 Clearing & Grubbing Phase 1	\$ 273,379	100%	19%	7%	-12%	\$ (29,865)	DBE landscaping firm was used less than original commitment.
9202-07-85	WIS 29 Razing and Removal (Phase 3)	\$ 166,312	100%	20%	4%	-16%	\$ (21,757)	DBE trucking firm was not utilized as original commitment.
9202-08-79	CTH EB/CN RR - Grading & Culverts	\$ 510,652	100%	12%	9%	-3%	\$ (20,796)	DBE trucking firm has not been paid relative to original commitment.

**Open/Below Projects**

Project ID	Project Title	LET Value	Project % Complete	DBE Goal	Projected/ Final %	Percent Below	Dollars Below	Comment
1133-11-74	IH 43 Early Structures/Early Fill	\$ 61,506,426	100%	8%	7%	-1%	\$ (441,278)	DBE firms have not been paid relative to original traffic control and landscaping commitments.



# Percent of Paid-to-Date DBE Money June 30, 2016



**Top 10 DBE Consultants**

Rank	Consultant	Paid-to-Date
1.	DAAR Engineering	\$ 11,976,305
2.	KL Engineering	\$ 7,675,736
3.	JT Engineering, Inc	\$ 7,588,736
4.	Spann & Associates	\$ 3,443,306
5.	OTIE	\$ 3,106,760
6.	Bloom Consultants	\$ 2,970,143
7.	EMCS Design Group	\$ 2,796,126
8.	Buveck Consultants	\$ 2,735,818
9.	K. Singh & Assoc	\$ 2,719,726
10.	Romenesko Eng	\$ 1,569,445

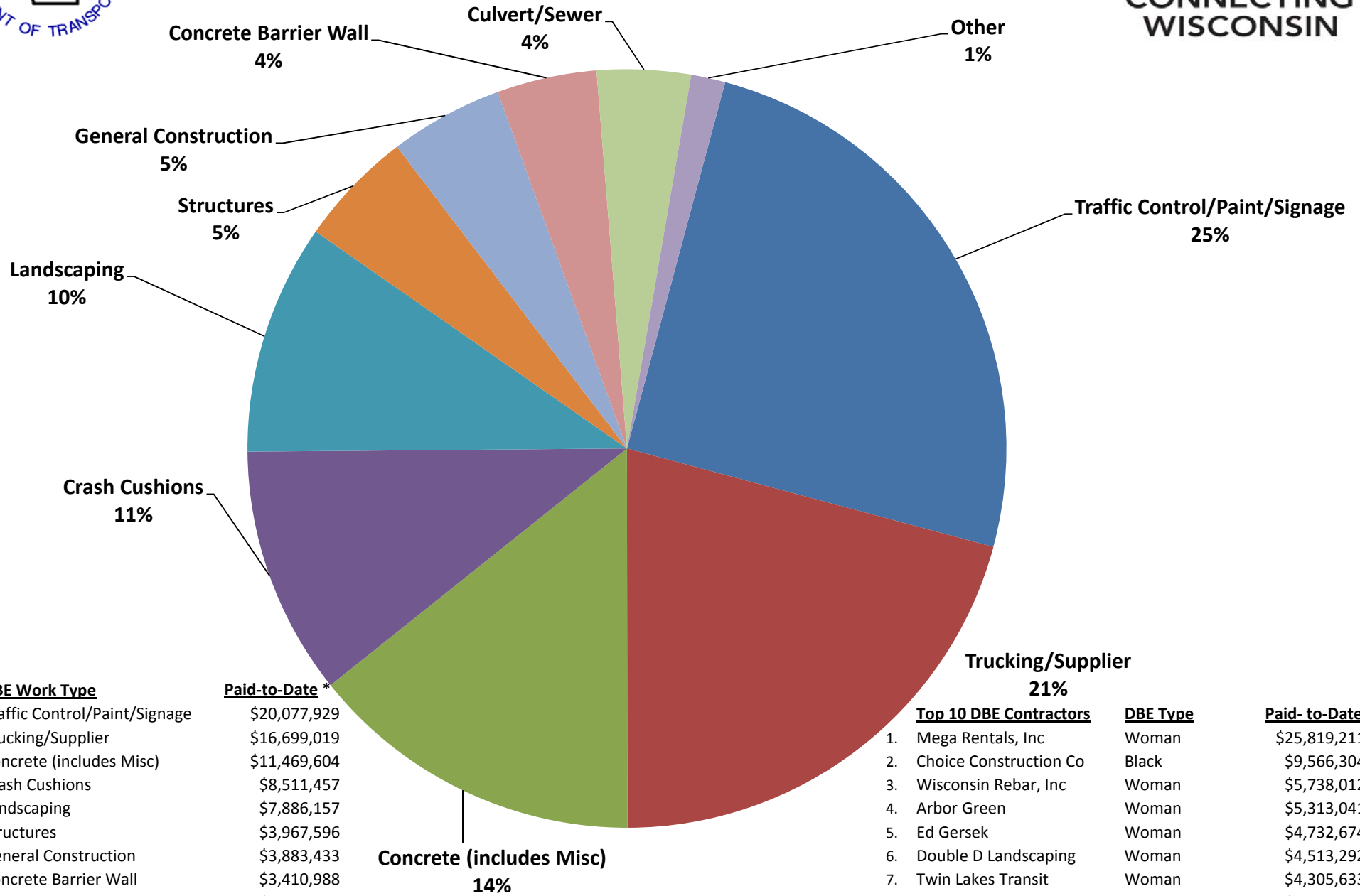
DBE Classification	Paid-to-Date *
Woman	\$ 87,144,263
Black	\$ 29,682,769
Native American	\$ 7,130,446
Asian Pacific Islander	\$ 4,060,179
Subcontinent Asian Woman	\$ 2,902,209
Hispanic	\$ 1,213,402
Asian Pacific Islander Woman	\$ 553,181
Individual	\$ 415,881
Hispanic Woman	\$ 38,498
Native American Woman	\$ 28,095

\* Data Source for Chart



# Top Earning DBE Construction Work Types to Date

## June 30, 2016



<u>DBE Work Type</u>	<u>Paid-to-Date *</u>
1. Traffic Control/Paint/Signage	\$20,077,929
2. Trucking/Supplier	\$16,699,019
3. Concrete (includes Misc)	\$11,469,604
4. Crash Cushions	\$8,511,457
5. Landscaping	\$7,886,157
6. Structures	\$3,967,596
7. General Construction	\$3,883,433
8. Concrete Barrier Wall	\$3,410,988
9. Culvert/Sewer	\$3,206,892
10. Other	\$1,165,783

\* Data Source for Chart

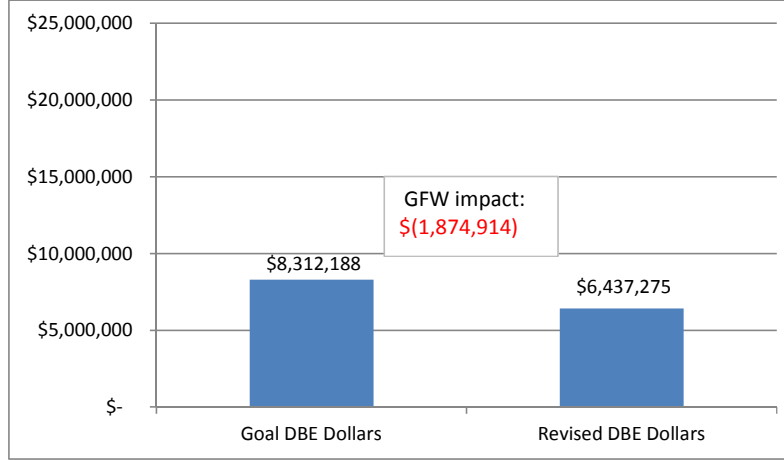
<u>Top 10 DBE Contractors</u>	<u>DBE Type</u>	<u>Paid-to-Date</u>
1. Mega Rentals, Inc	Woman	\$25,819,211
2. Choice Construction Co	Black	\$9,566,304
3. Wisconsin Rebar, Inc	Woman	\$5,738,012
4. Arbor Green	Woman	\$5,313,041
5. Ed Gersek	Woman	\$4,732,674
6. Double D Landscaping	Woman	\$4,513,292
7. Twin Lakes Transit	Woman	\$4,305,633
8. Cam Construction	Woman	\$2,581,153
9. Tremmel-Anderson	Woman	\$2,279,595
10. Big Horn Trucking, LLC	Native American	\$1,783,811



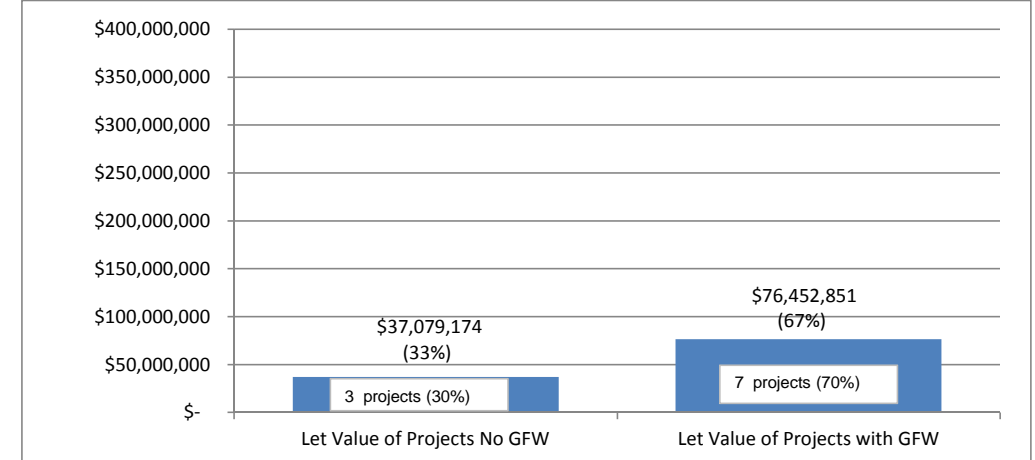


# DBE Construction Statistics June 30, 2016

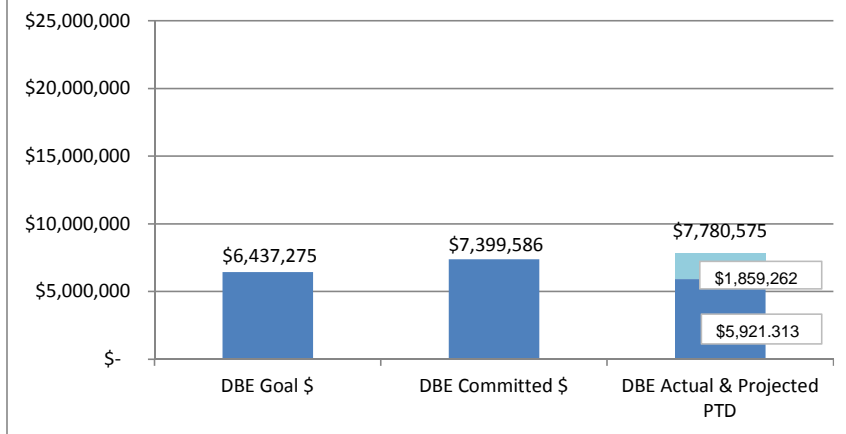
Projects Let to Date - Impact of Good Faith Waiver (GFW) on DBE Goals



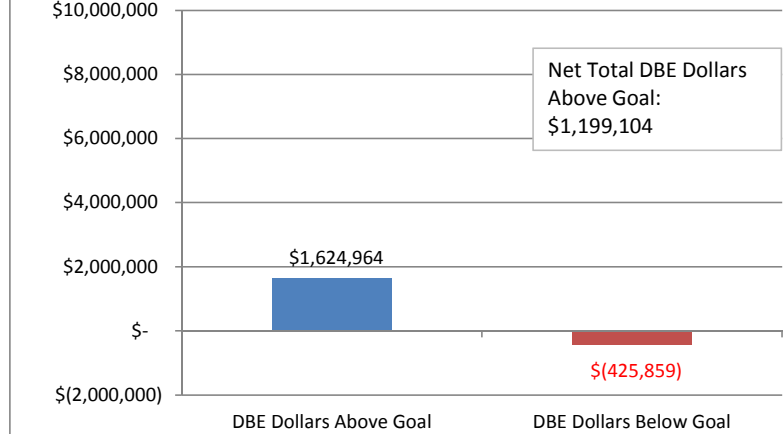
Projects Let to Date with/without Good Faith Waiver (GFW)



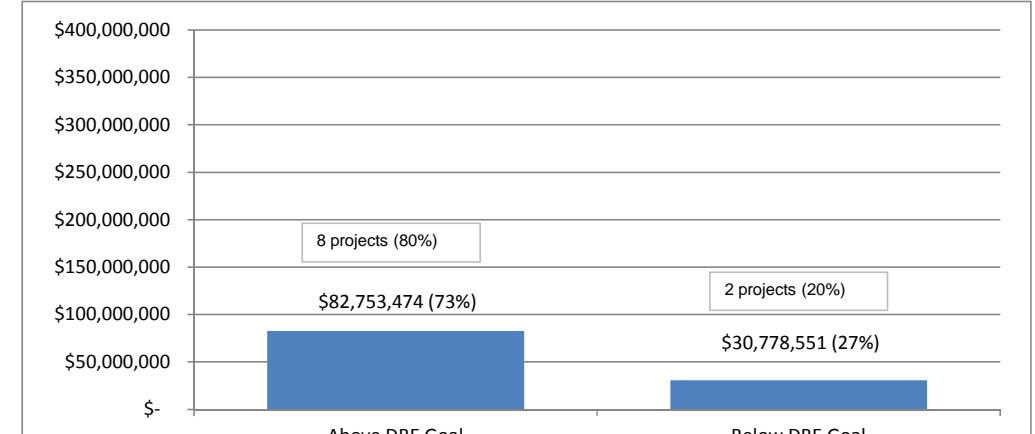
All Construction Projects DBE Dollars (actual & projected)



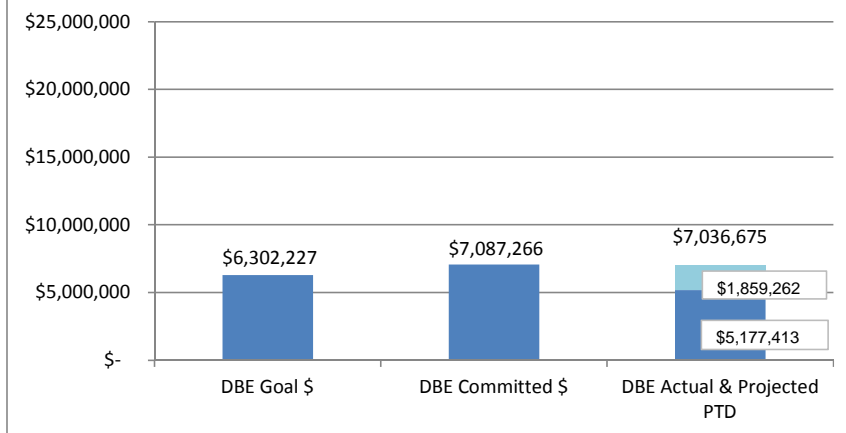
All Construction Projects DBE Dollars Above or Below DBE Goal



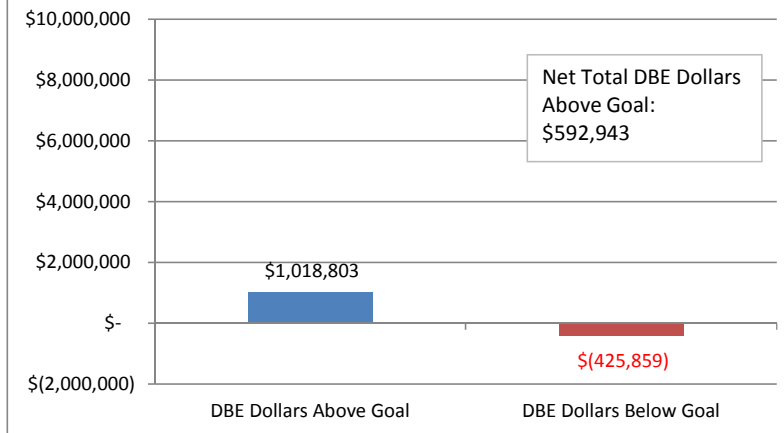
All Construction Projects by Let Dollars and Number of Projects Above/Below DBE Goal



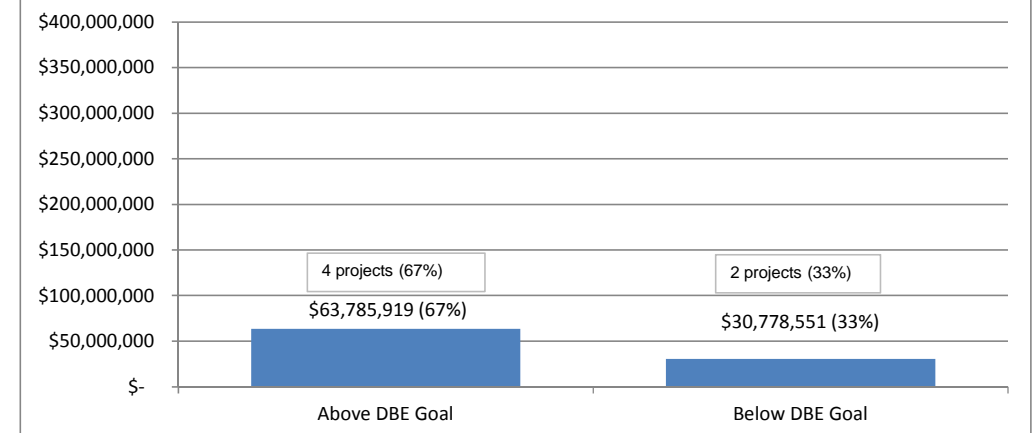
Current Construction Projects DBE Dollars (actual & projected)




Current Construction Projects DBE Dollars Above or Below DBE Goal



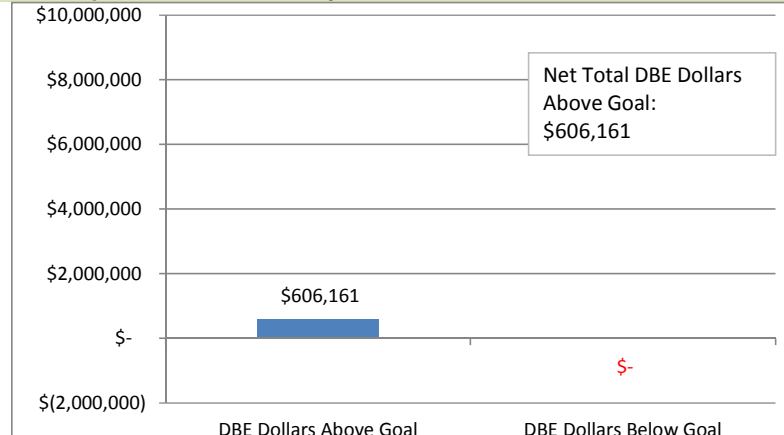
Current Construction Projects by Let Dollars and Number of Projects Above/Below DBE Goal



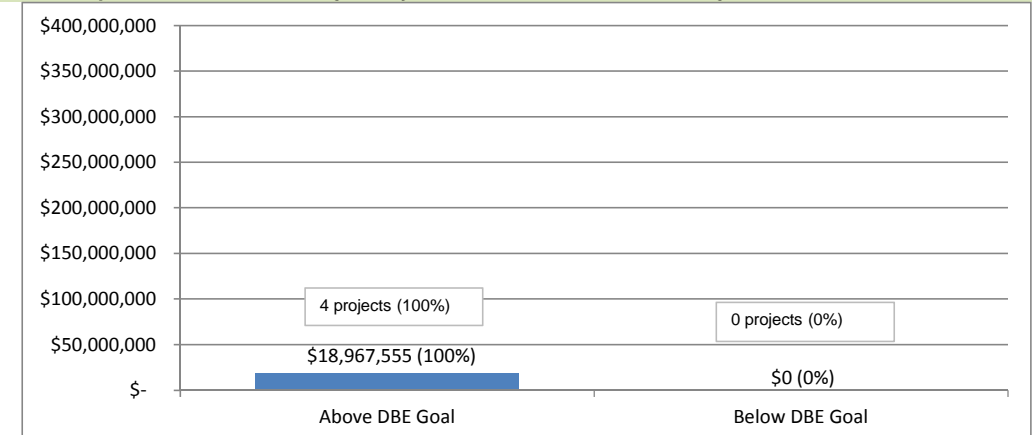
Completed Construction Projects DBE Dollars



Completed Construction Projects DBE Dollars Above or Below DBE Goal



Completed Construction Projects by Let Dollars and Number of Projects Above/Below DBE Goal



**Closed/Below Projects**

Project ID	Project Title	LET Value	Project % Complete	DBE Goal	Projected/ Final %	Percent Below	Dollars Below	Comment

**Open/Below Projects**

Project ID	Project Title	LET Value	Project % Complete	DBE Goal	Projected/ Final %	Percent Below	Dollars Below	Comment
1517-75-75	Racine Rd (CTH P) Intchg	\$ 26,766,099	43%	8%	7%	-1%	\$ (269,002)	Project is less than 50% complete.
1517-75-76	Racine Rd (CTH P)	\$ 4,012,452	12%	4%	0%	-4%	\$ (156,857)	Project is less than 50% complete.

**Design Engineering DBE Detailed Monthly Report** **WIS 441 Program**

Project ID	Project Title	DBE	DBE Role	Original Contract			Paid-to-Date			Contract Percent Complete	Notes		
				Contract Amounts	DBE Contract Amount	DBE% of Contract Amount	Contract Paid-to-Date	DBE Paid-to-Date	DBE% Achieved				
1517-07-00 <b>CLOSED</b>	USH 10 - USH 41 - STH 441 Interchange	EMCS-Design-Group	Assistance in preliminary roadway design tasks	\$ 74,375			\$ 68,213			100.0%	Closed		
				\$ 5,355			\$ 5,355			100.0%	Closed		
				\$ 953,376	\$ 116,000	12.2%	\$ 968,452	\$ 125,957	13.0%	100.0%	Closed		
				\$ 52,200			\$ 52,200			100.0%	Closed		
1517-07-01 <b>CLOSED</b>	CTH CB - STH 441/Oneida St			\$ 40,564			\$ 36,274			100.0%	Closed		
1517-07-02 <b>CLOSED</b>	CTH CB - STH 441/Oneida St Intch & Ramp			\$ 249,849			\$ 610,830			100.0%	Closed		
1517-07-04	USH 41 - Oneida St Design			\$ 27,775			\$ 27,775			100.0%	Closed		
				\$ 79,943			\$ 79,943			100.0%	Closed		
		Gestra Engineering	Soils and subsurface investigations and reports		\$ 942,595	8.1%		\$ 864,054	7.3%	100.0%	Closed		
		JT Engineering, Inc	Roadway design		\$ 175,507	1.5%		\$ 173,539	1.5%				
		Spann & Associates	Roadway design		\$ 234,001	2.0%		\$ 281,379	2.4%				
		Lakeside Engineers	Roadway design		\$ 58,492	0.5%		\$ 57,840	0.5%				
		Edwards Engineering	Roadway design		\$ 117,000	1.0%	\$ 11,849,797	\$ 115,990	1.0%				
		K. Singh & Assoc	Structural and roadway design		\$ 117,306	1.0%		\$ 115,997	1.0%				
		Dixon & Co	Public involvement		\$ 59,663	0.5%		\$ 59,012	0.5%				
		Siker	Program controls		\$ 58,663	0.5%		\$ 57,824	0.5%				
		Soils & Eng. Serv.	Program controls		\$ 6,006	0.0%		\$ 68,727	0.6%				
					\$ 6,006			\$ 6,999				100.0%	Closed
		Gestra Engineering	Soils and subsurface investigations and reports		\$ 346,060	3.8%		\$ 448,172	4.2%	99.0%			
		JT Engineering, Inc	Roadway design		\$ 199,087	2.2%		\$ 199,087	1.8%				
		Spann & Associates	Roadway design		\$ 304,555	3.4%		\$ 304,555	2.8%				
		Lakeside Engineers	Roadway design		\$ 48,238	0.5%	\$ 10,789,154	\$ 48,238	0.4%				
		Edwards Engineering	Roadway design		\$ 99,534	1.1%		\$ 88,536	0.8%				
		K. Singh & Assoc	Structural and roadway design		\$ 99,889	1.1%		\$ 99,889	0.9%				
		Dixon & Co	Public involvement		\$ 24,976	0.3%		\$ 24,976	0.2%				
		Soils & Eng. Serv.	Soils and subsurface investigations and reports		\$ 328,639	3.6%		\$ 398,313	3.7%				
					\$ 49,995			\$ 49,995				100.0%	Closed
					\$ 23,428			\$ 12,664				54.1%	No DBE
		Gestra Engineering	Soils and subsurface investigations and reports		\$ 137,237	2.2%		\$ 98,375	1.6%	87.0%			
		JT Engineering, Inc	Roadway design		\$ 52,318	0.8%	\$ 6,293,131	\$ 52,318	0.8%				
		Spann & Associates	Roadway design		\$ 284,990	4.5%		\$ 276,440	4.4%				
		Dixon & Co	Public involvement		\$ 26,029	0.4%		\$ 26,029	0.4%				
		KL Engineering	Lighting design and plan review		\$ 37,177	\$ 37,177	100.0%	\$ 28,830	\$ 28,830	100.0%	77.5%		
					\$ 7,905			\$ 7,905		100.0%	Closed		
Soils & Eng. Serv.	Geotechnical investigation		\$ 32,075	\$ 12,907	40.2%	\$ 14,153	\$ -	0.0%	44.1%	2			
			\$ 7,289			\$ 7,036		96.5%	No DBE				
<b>TOTAL WIS 441 Program</b>				<b>\$ 28,719,545</b>	<b>\$ 3,880,866</b>	<b>13.5%</b>	<b>\$ 30,810,176</b>	<b>\$ 4,013,775</b>	<b>13.0%</b>	<b>96.5%</b>			
<b>DESIGN ENGINEERING TOTAL</b>				<b>\$ 28,719,545</b>	<b>\$ 3,880,866</b>	<b>13.5%</b>	<b>\$ 30,810,176</b>	<b>\$ 4,013,775</b>	<b>13.0%</b>	<b>96.5%</b>			

- 1 Early in Project - the contract is 20% complete or less, or has not started.
- 2 DBE Work Later in Contract - the DBE portion of the contract work needs to be done near the end of the contract.
- 3 Task originally intended for DBE subconsultant was completed by DOT staff, reducing DBE work in the contract.

**Construction Management DBE Detailed Monthly Report**

**WIS 441 Corridor Program**

Project ID	Project Title	DBE	DBE Role	Original Contract			Paid-to-Date			Contract Percent Complete	Notes
				Contract Amounts	DBE Contract Amount	DBE% of Contract Amount	Contract Paid-to-Date	DBE Paid-to-Date	DBE% Achieved		
1517-07-10	USH 41 - Oneida St Construction Corridor Tasks	Lakeside Engineers	Traffic Management Assistance	\$ 1,793,698	\$ 390,572	21.8%	\$ 1,678,289	\$ 335,602	20.0%	93.6%	
		Dixon & Co	Public Involvement Plan Assistance		\$ 101,718	5.7%		\$ 97,288	5.8%		
		Lakeside Engineers	Traffic Management Assistance	\$ 2,091,636	\$ 405,400	19.4%	\$ 119,623	\$ 20,519	17.2%	5.7%	1
		Dixon & Co	Public Involvement Plan Assistance		\$ 77,968	3.7%		\$ 3,026	2.5%		
1517-07-72	US 41 Interchange Grading	JT Engineering, Inc	Construction Engineering Services	\$ 1,104,867	\$ 160,975	14.6%	\$ 1,016,779	\$ 160,376	15.8%	92.0%	
				\$ 21,277			\$ 10,439			400.0%	Closed
1517-07-74	I-41 (WIS 441 - CTH II)			\$ 953,062			\$ -			0.0%	No DBE
1517-07-76	Little Lake Butte des Morts Bridge B-70-403	JT Engineering, Inc	Construction Engineering Services	\$ 2,680,777	\$ 157,424	5.9%	\$ 1,463,126	\$ 155,260	10.6%	54.6%	
				\$ 440,629			\$ 103,725			400.0%	Closed
				\$ 10,629			\$ -			0.0%	No DBE
1517-07-77	I-41 Intchg Bridges & LLBDM B-70-61	JT Engineering, Inc	Construction Engineering Services	\$ 4,486,278	\$ 618,324	13.8%	\$ 0	\$ -	0.0%	0.0%	1
1517-07-79	US 41 Interchange B-70-400	JT Engineering, Inc	Construction Engineering Services	\$ 1,485,777	\$ 150,989	10.2%	\$ 764,947	\$ 112,553	14.7%	51.5%	
				\$ 5,259			\$ 5,259			100.0%	No DBE
1517-75-71	Racine Rd (CTH P) Intchg Early Fill			\$ 621,754			\$ 524,352			400.0%	Closed
1517-75-75	Racine Rd (CTH P) Intchg	JT Engineering, Inc	Construction Engineering Services	\$ 2,245,367	\$ 263,204	11.7%	\$ 817,884	\$ 141,468	17.3%	36.4%	
				\$ 15,828			\$ 15,403			400.0%	Closed
1517-75-76	Racine Rd (CTH P)			\$ 184,360			\$ 0			0.0%	No DBE
1517-75-78	Appleton Rd (WIS 47) Intchg			\$ 362,117			\$ 359,852			#DIV/0!	No DBE
1517-75-81	Vermillion Street			\$ 30,584			\$ 30,368			99.3%	No DBE
1517-75-82	Midway Rd-TMP			\$ 21,376			\$ 21,376			400.0%	Closed
<b>CONSTRUCTION MANAGEMENT TOTAL</b>				<b>\$ 18,255,266</b>	<b>\$ 2,326,573</b>	<b>12.7%</b>	<b>\$ 6,931,423</b>	<b>\$ 1,026,091</b>	<b>14.8%</b>		

- 1 Early in Project - the contract is 10% complete or less, or has not started.
- 2 DBE Work Later in Contract - the DBE portion of the contract work needs to be done near the end of the contract.
- 3 Task originally intended for DBE subconsultant was completed by DOT staff, reducing DBE work in the contract.

**Construction Contracting DBE Detailed Monthly Report**

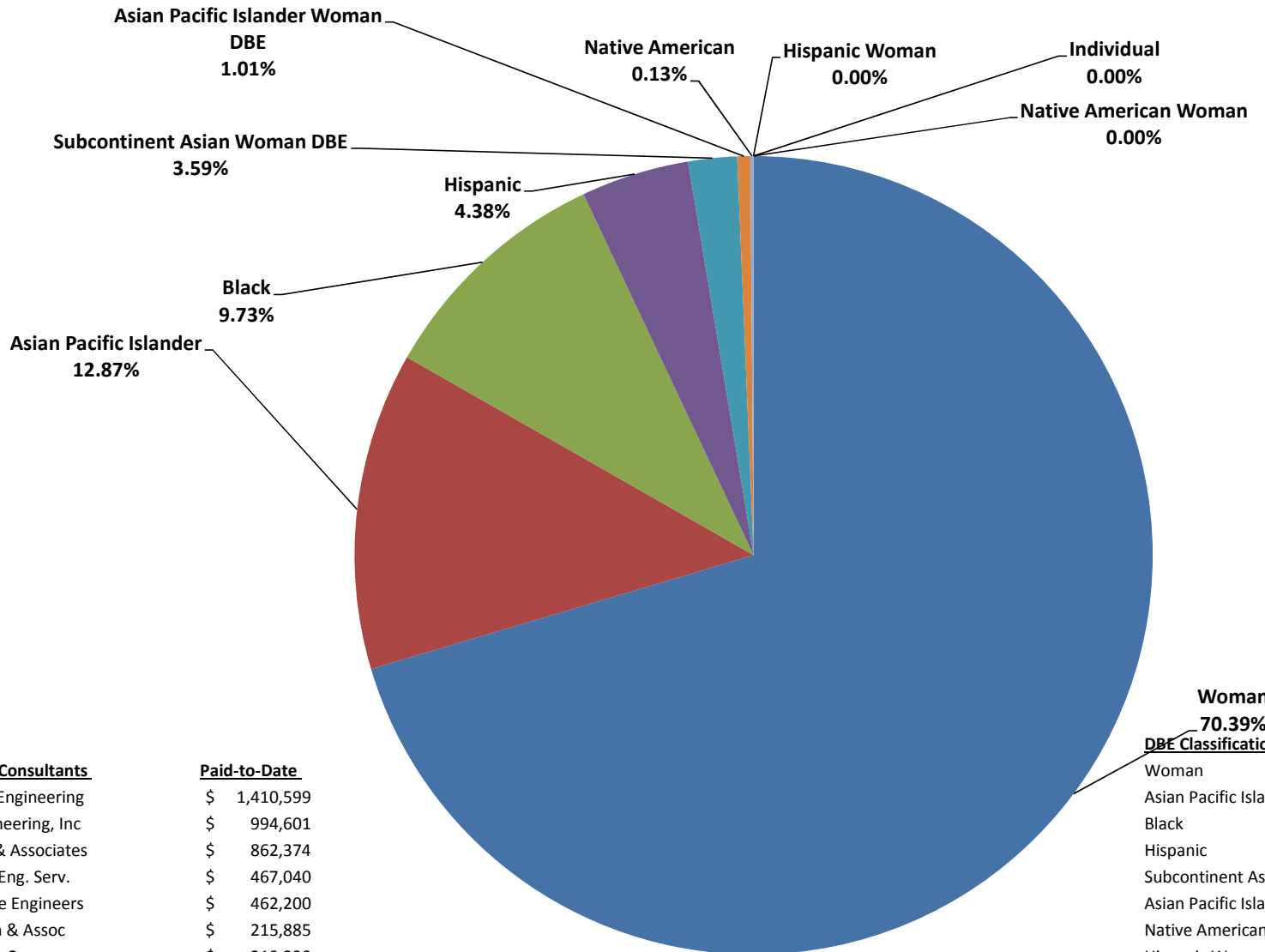
**WIS 441 Corridor Program**

Project ID	Project Title	DBE	DBE Role	Assigned DBE Goal	Original Contract			Paid-to-Date			Contract Percent Complete	Notes
					Contract Amounts	DBE Contract Amount	DBE% of Contract Amount	Contract Paid-to-Date	DBE Paid-to-Date	DBE% Achieved		
1517-07-72 CLOSED	US 41 Interchange Grading	Crowley Construction Co	Pavement Marking	N/A	\$ 13,854,496	\$ 3,253	0.0%	\$ 13,788,586	\$ -	0.0%	100.0%	
		Jordan Trucking	Trucking			\$ -	0.0%		\$ 95	0.0%		
		Mega Rentals, Inc	Crash Cushions			\$ 164,500	1.2%		\$ 64,515	0.5%		
		Tremmel-Anderson	Trucking			\$ -	0.0%		\$ 206,415	1.5%		
		Twin Lakes Transit	Trucking			\$ -	0.0%		\$ 92,651	0.7%		
		Wisconsin Rebar, Inc	Iron Work			\$ -	0.0%		\$ 168,567	1.2%		
1517-07-76	LLBdM Bridge B-70-403	Kramer	Crash Cushions	8%	\$ 40,408,632	\$ 373,800	0.9%	\$ 39,452,553	\$ 223,676	0.6%	96.7%	4
		M Drake Transit LLC	Trucking			\$ -	0.0%		\$ 3,292	0.0%		
		Mega Rentals, Inc	Traffic Control			\$ 991,379	2.5%		\$ 1,033,504	2.6%		
		Twin Lakes Transit	Trucking			\$ 16,000	0.0%		\$ 50,389	0.1%		
		Wisconsin Rebar, Inc	Iron Work			\$ 978,879	2.4%		\$ 910,484	2.3%		
		Ed Gersek	Storm Sewer			\$ 172,665	1.3%		\$ 94,537	0.8%		
1517-07-79	US 41 Interchange B-70-400	Mega Rentals, Inc	Traffic Control	8%	\$ 13,670,379	\$ 1,660,894	12.1%	\$ 12,085,368	\$ 1,093,383	9.0%	85.0%	2
		Twin Lakes Transit	Trucking			\$ -	0.0%		\$ (14,282)	-0.1%		
		Wisconsin Rebar, Inc	Iron Work			\$ 230,083	1.7%		\$ 200,173	1.7%		
		Heider & Bott	Supplier			\$ 2,994	0.5%		\$ 14,825	2.6%		
1517-07-82 CLOSED	Rubbert Wetland Mitigation Site Phase 3	M Peters Trucking	Trucking	7%	\$ 581,510	\$ 8,500	1.5%	\$ 561,576	\$ 40,758	4.9%	100.0%	4
1517-07-83 CLOSED	Neenah Wetland Mitigation Site			9%	\$ 417,652			\$ 406,341			100.0%	4
1517-75-71 CLOSED	Racine Rd (CTH P) Intchg Early Fill	Ed Gersek	Storm Sewer	8%	\$ 4,113,897	\$ 63,073	1.5%	\$ 4,216,935	\$ 52,872	1.3%	100.0%	4
		Jordan Trucking	Trucking			\$ 40,000	1.0%		\$ -	0.0%		
		Kramer	Crash Cushions			\$ 30,000	0.7%		\$ 28,500	0.7%		
		Tremmel-Anderson	Trucking			\$ -	0.0%		\$ 53,651	1.3%		
		Twin Lakes Transit	Trucking			\$ -	0.0%		\$ 51,051	1.2%		
		Cruz Trucking	Trucking			\$ 10,000	0.0%		\$ -	0.0%		
1517-75-75	Racine Rd (CTH P) Intchg	Heider & Bott	Supplier	10%	\$ 26,766,099	\$ 30,473	0.1%	\$ 11,420,310	\$ 29,963	0.3%	42.8%	4
		M Peters Trucking	Trucking			\$ -	0.0%		\$ 2,494	0.0%		
		Mega Rentals, Inc	Traffic Control			\$ 1,612,208	6.0%		\$ 688,468	6.0%		
		Paradise Trucking	Trucking			\$ 90,000	0.3%		\$ -	0.0%		
		Too Tall Trucking	Trucking			\$ 10,000	0.0%		\$ 14,175	0.1%		
		Tremmel-Anderson	Trucking			\$ -	0.0%		\$ 61,540	0.5%		
		Twin Lakes Transit	Trucking			\$ 10,000	0.0%		\$ 7,888	0.1%		
		Wisconsin Rebar, Inc	Iron Work			\$ 250,000	0.9%		\$ 177,348	1.6%		
		Con-Cor Company	Concrete/Asphalt Sawing			\$ 1,639	0.0%		\$ -	0.0%		
		Crowley Construction Co	Pavement Marking			\$ 68,408	1.7%		\$ -	0.0%		
1517-75-76	Racine Rd Reconstruction	Mega Rentals, Inc	Traffic Control	10%	\$ 4,012,452	\$ 86,988	2.2%	\$ 467,638	\$ -	0.0%	11.7%	2,4
		Twin Lakes Transit	Trucking			\$ -	0.0%		\$ 2,034	0.4%		
		Crowley Construction Co	Pavement Marking			\$ 146,555	1.5%		\$ 211,844	2.2%		
		Heider & Bott	Supplier			\$ 28,485	0.3%		\$ 46,548	0.5%		
1517-75-78 1517-75-81	Appleton Rd (WIS 47) Intchg Vermillion St	Kramer	Crash Cushions	5%	\$ 9,554,300	\$ 42,000	0.4%	\$ 9,597,397	\$ 41,055	0.4%	99.8%	
		Mega Rentals, Inc	Traffic Control			\$ 272,128	2.8%		\$ 288,819	3.0%		
		Twin Lakes Transit	Trucking			\$ -	0.0%		\$ 5,280	0.1%		
		Double D Landscaping	Landscaping			\$ 152,608	3.1%		\$ 159,412	3.0%		
<b>CONSTRUCTION CONTRACTING TOTAL</b>					<b>\$ 113,532,025</b>	<b>\$ 7,399,586</b>	<b>6.5%</b>	<b>\$ 92,156,116</b>	<b>\$ 5,921,313</b>	<b>6.4%</b>		

- 1 Early in Project - the contract is 10% complete or less, or has not started.
- 2 DBE Work Later in Contract - the DBE portion of the contract work needs to be done near the end of the contract.
- 3 Subcontract Quantity Decrease
- 4 Good Faith Waiver - the Contractor received a Good Faith Waiver reducing the Assigned DBE Goal



# Percent of Paid-to-Date DBE Money June 30, 2016



**Top 10 DBE Consultants**

Rank	Consultant	Paid-to-Date
1.	Gestra Engineering	\$ 1,410,599
2.	JT Engineering, Inc	\$ 994,601
3.	Spann & Associates	\$ 862,374
4.	Soils & Eng. Serv.	\$ 467,040
5.	Lakeside Engineers	\$ 462,200
6.	K. Singh & Assoc	\$ 215,885
7.	Dixon & Co	\$ 210,330
8.	Edwards Engineering	\$ 204,226
9.	EMCS Design Group	\$ 125,957
10.	Siker	\$ 57,824

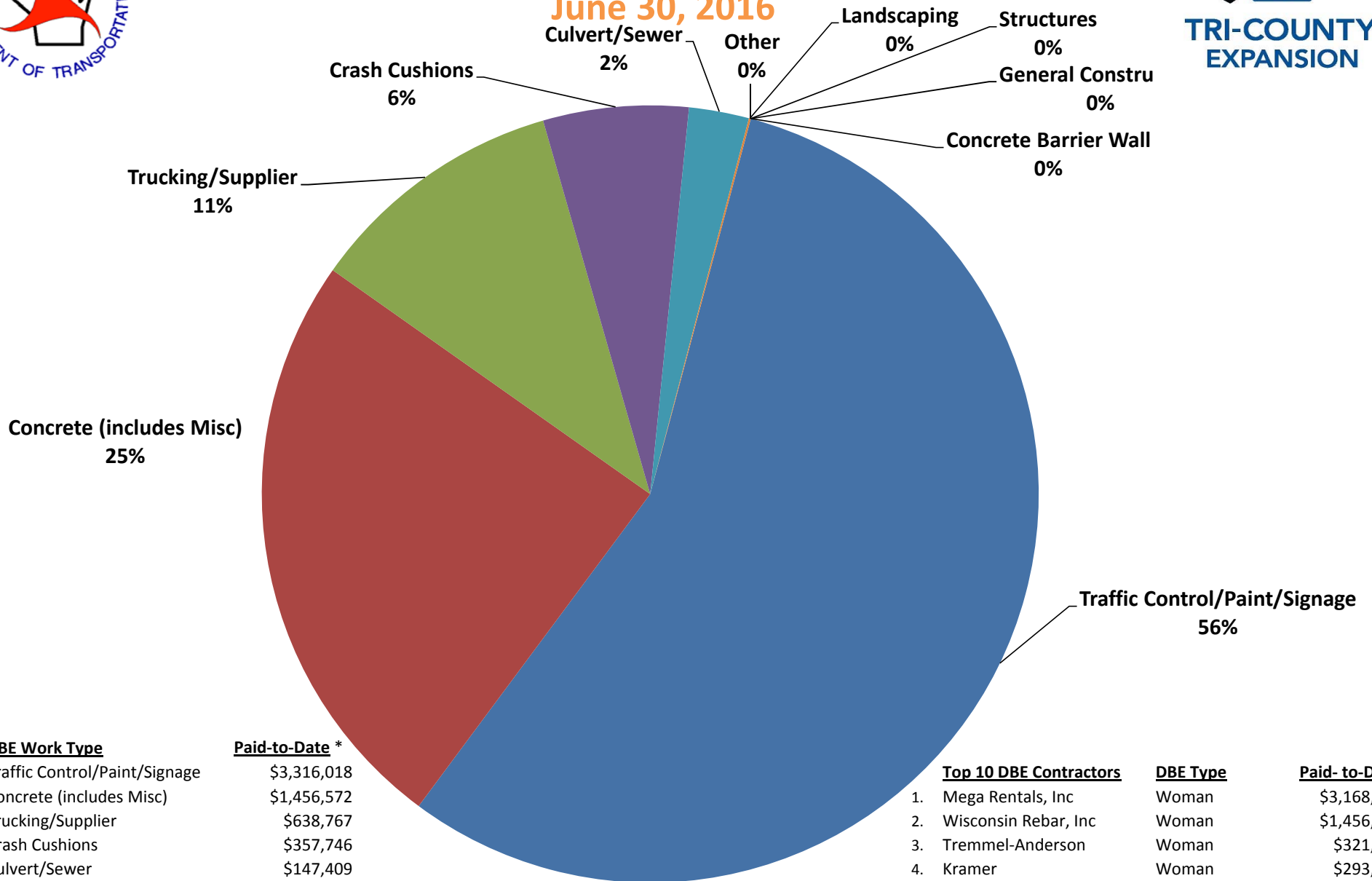
DBE Classification	Paid-to-Date *
Woman	\$ 7,715,710
Asian Pacific Islander	\$ 1,410,599
Black	\$ 1,066,600
Hispanic	\$ 480,292
Subcontinent Asian Woman	\$ 215,885
Asian Pacific Islander Woman	\$ 57,824
Native American	\$ 14,270
Hispanic Woman	\$ -
Individual	\$ -
Native American Woman	\$ -

\* Data Source for Chart



# Top Earning DBE Construction Work Types to Date

June 30, 2016



<u>DBE Work Type</u>	<u>Paid-to-Date *</u>
1. Traffic Control/Paint/Signage	\$3,316,018
2. Concrete (includes Misc)	\$1,456,572
3. Trucking/Supplier	\$638,767
4. Crash Cushions	\$357,746
5. Culvert/Sewer	\$147,409
6. Landscaping	\$4,801
7. General Construction	\$0
8. Structures	\$0
9. Concrete Barrier Wall	\$0
10. Other	\$0

\* Data Source for Chart

<u>Top 10 DBE Contractors</u>	<u>DBE Type</u>	<u>Paid-to-Date</u>
1. Mega Rentals, Inc	Woman	\$3,168,689
2. Wisconsin Rebar, Inc	Woman	\$1,456,572
3. Tremmel-Anderson	Woman	\$321,606
4. Kramer	Woman	\$293,231
5. Crowley Construction Co	Woman	\$211,844
6. Twin Lakes Transit	Woman	\$195,012
7. Ed Gersek	Woman	\$147,409
8. Heider & Bott	Woman	\$91,336
9. Too Tall Trucking	Native American	\$14,175
10. M Peters Trucking	Hispanic	\$13,252